


Turntable TT 6.0-10t



Technical Data

Diameter	6.0 m
Permissible load	10.000 kg
Point load	1.250 kg (at area of 10cm x 10cm)
Total height	min. 800 mm
Material carrier plate	stainless steel
Rotating speed adjustable between	0.3 to 1.0 rpm
Rotating angle	+400°/-200°
Positioning accuracy	+/- 0.5°
Turntable drive	Helical-bevel gear
Motor	Servo motor, frequency inverter
Interference suppression:	20 dB under limits EN 55022 class B



Fig.: Drive unit assembly of turntable

Control cable		Plastic optical fibre cable 980/1000 µm
Attenuation of fibre cable		625 nm
Remote control via		IEEE interface
Current consumption	max.	32 A
Voltage		380-400 VAC, 50/60 Hz, 3-phase
Concentricity tolerance		+/- 3 mm
Elevation tolerance less than		5 mm
Ground plane connecting every Square border interface (Easy fitting into Groundplane of chamber)		50 mm 6.5 m x 6.5 m
Temperature range		+10°C to +35°C
Total weight	approx.	9.000 kg
Accessories		Interface to SCU/MCU/NCD Controller 1.5 m power supply cable Service manual

Brief description

The turntable **TT 6.0-10t** is especially designed for flush mounted installation in semi anechoic electromagnetic absorption chambers. The carrier plate is made of stainless steel.

A 290 mm diameter opening in the centre of the turntable provides the capability to insert power supply for testing.

The **IEEE 488.2 (GPIB) bus** provides an additional control option for all functions, when operated with the **SCU/MCU or NCD Controller**.

Power supply in the centre of the turntable:

It is possible to integrate various types of connectors for the power supply of the EUT




Figure: Power supply in the centre for EUT

Limit switches:

The turntable is equipped with a limit switch and positioning switch system to guarantee the exact positioning of the turntable. An “overturning” of the system is prevented by using limit switches.

Connection to the ground plane:

There is a long-lasting, maintenance-free contact systems included:

Material: hollow core copper beryllium tubing




Figure: Contact system between the turntables and to the ground plane

Covering and tolerances:

The covering is made of stainless steel, the gap between the turntable and the ground plane less than 5 mm.

The radial run out is within a tolerance of +/- 3 mm.

The height differences are within a range of 10 mm or better.



Figure: Level system of turntable for height adjustment




Figure: Stainless steel cover plates

Turntable structure:

Solid welded steel construction; parts are assembled with screws (for easy transportation).
The complete structure is galvanised for long-lasting performance of the system.



Figure: Turntable structure made of solid welded galvanised steel

Further specifications and options available upon request

The following options are available upon request:

- Power supply in the centre with different connectors
- External power supply outside the centre with energy chain
- Continuous rotation with integrated slip rings or rotary joints
- Integrated exhaust gas extraction system
- Higher positioning accuracy
- Outdoor applications

Information presented enclosed is subject to change as product enhancements are made regularly.
Pictures included are for illustration purposes only and do not represent all possible configurations.